



Brochure

HatchCare

The Hatcher with Feed,
Fresh Water and Light






HatchCare

The Hatcher with Feed, Fresh Water and Light

The key to achieving predictable and constantly superior chick quality is to ensure that the needs of the embryo are constantly met during incubation, and those of the chick after hatching. It is generally accepted that the natural hatch window (the time between the first and the last chicks leaving their shells) is 24 to 36 hours. During this period, the newly hatched chicks have no access to feed, fresh water and light. However, their bodies are in the process of intensive development, during which they need water to prevent dehydration and feed (energy) for basic maintenance and general growth and development.

- Higher hatchability
- Stronger and healthier day-old chicks
- Meets today's demand for more animal-friendly production



- MicroClimer technology for higher hatchability and superior chick quality.
- Feed, fresh water and light for stronger and healthier day-old-chicks.
- Improved living conditions for more animal-friendly production.



HatchCare is a revolutionary new hatcher that provides ideal conditions for optimal chick growth and development. To start with, it is equipped with patented MicroClimer laminar airflow technology: this ensures optimal and uniform embryo temperatures, which has been proven to result in higher hatchability rates, and superior chick quality.

And once out of the shell, chicks that are hatched in HatchCare are immediately supplied with the basic necessities of life – feed, fresh water and light. This prevents dehydration and continues growth and development.

The chicks are also exposed to gentle illumination from the moment of hatching, which means they experience less stress when the hatcher door is opened. And the early-hatched chicks can easily

move around in the clean, spacious post-hatch HatchCare Basket that is free of unhatched eggs and empty shells: it provides chicks with a full 40% more space than traditional systems.


The chicks remain in the HatchCare Basket – with its generous living space and constant access to feed and water whenever they want it – until they arrive at the poultry house. They no longer have to go through automated sorting and counting machines, or experience the increased stress that is associated with such handling.

The combination of optimal temperatures, constant access to feed and water, and a generally more comfortable environment leads to healthier and stronger chicks – and this results in a lower mortality rate and a reduced need for antibiotics and other medicine throughout their lifetime.



MicroClimer Technology

for Higher Hatchability and
Superior Chick Quality



Incubating embryos at the optimal temperature is the most crucial factor to achieving good embryo development and superior chick quality. That's why HatchCare is equipped with HatchTech's patented MicroClimer Technology.

Perfect temperature for each embryo and early hatched chick

HatchCare is divided into 12 sections by temperature-controlled radiators. A sensor in each section constantly monitors the actual air temperature in that specific area, and the temperature of each individual radiator is automatically adjusted as necessary to maintain the optimal air temperature. This ensures perfect temperature conditions for every single embryo and chick in the HatchCare machine.

Laminar airflow for high uniformity

The specially designed perforated radiators also create pressure differentials that distribute the

air in a flow of parallel air layers throughout the machine. The airspeed is uniform throughout the egg mass – from top to bottom as well as from front to back.

The laminar airflow ensures that the optimal temperature is homogenously delivered to every single egg. And since the eggs are placed in a tray, and not in a basket, the air can flow even more precisely around them, allowing each egg to better release its heat as needed.

Such precise control of the temperature of each individual embryo and chick translates not only into improved chick quality after hatching, but also into a higher hatching percentage to start with!

No cracks, easier pipping

In the HatchCare system, eggs are not placed loose in a basket, but in a HatchCare Tray where they are individually supported by surrounding points in which they are placed point down. This prevents eggs from bumping into each other and developing cracks, which can often occur during

Feed and Fresh Water

for Stronger and Healthier Day-Old Chicks

handling when working with a basket. The point-down positioning also makes it easier for chicks to pip out of the shell. Both of these factors have a positive impact on the final hatching percentage.

In a hatcher, chicks hatch within a specific “hatch window”. During this period, it is a general accepted practice throughout most of the industry that the newly hatched chicks will have no access to feed, fresh water and light.

However, these chicks are still undergoing development in terms of their digestive tract, organs, immune and thermoregulatory systems – the actual growth phase does not start until later. And at this early phase, optimal digestive and immune-system development in particular are crucial in laying the foundation for the chick’s resulting overall growth and health.

The best source of feed (energy) to enhance these critical development processes is the nutrient-rich



residual yolk sack, and it is very important that it actually is used for this. However, if there is no external source of feed available, the energy in the yolk will just be spent on basic maintenance instead of to boost development.


Early feeding to support optimal development

In the HatchCare system, newly hatched chicks enter a separate HatchCare Basket via one of the many Eggs-its – open spaces on the HatchCare Tray. In the special HatchCare Basket, there are feed troughs on two sides, which contain enough feed for 24-36 hours.

When chicks are able to start eating directly after hatching, the weight of the feed pushes the residual yolk into the intestinal tract, naturally stimulating the absorption of the important nutrients it contains. In this way, the external feed provides the chicks with the energy it needs for basic maintenance, while the high-value nutrition of the yolk can be used for its most important purpose: critical organ- and immune-system development.

Fresh water

As soon as a chick hatches, it begins to lose moisture as a result of breath evaporation, leading to an average 8% decrease in body weight. HatchCare is giving chick’s access to water during the hatch window period. Drinking gutters in the special HatchCare Basket provide a continuous supply of fresh flowing water. HatchCare is the only system that provides chicks with the basic necessity of water from the moment they hatch, responding not only to what the chick needs for optimal development, but also to modern demands for more animal-friendly production.



Improved Living Conditions

for more Animal-Friendly Production

Chicks that are hatched in HatchCare are completely supplied with the basic necessities of life – feed, fresh water and light. But the system also delivers other advantages that improve the chicks' living conditions in early life, which benefit them in a variety of ways.

More space and freedom of movement

In the HatchCare Basket, chicks can move around freely, thanks to the generous dimensions of the HatchCare Basket and the fact that it contains no unhatched eggs or empty shells. Compared

to other systems, newly hatched chicks have 40% more space. This fits well with modern demands for more animal-welfare-friendly production.

A quieter, calmer environment

HatchCare is illuminated inside (272 Lux at chick level), which makes it easy for just-hatched chicks to find the water and feed. What is more, because they immediately start becoming conditioned to an illuminated environment, chicks are not startled and scared – which induces stress – when the hatcher door is opened. HatchCare also features an motor with a noise level that is 18% dB lower than those traditionally used. The sound of the motor, which can also create anxiety in chicks, is reduced to just a soft hum in the background.

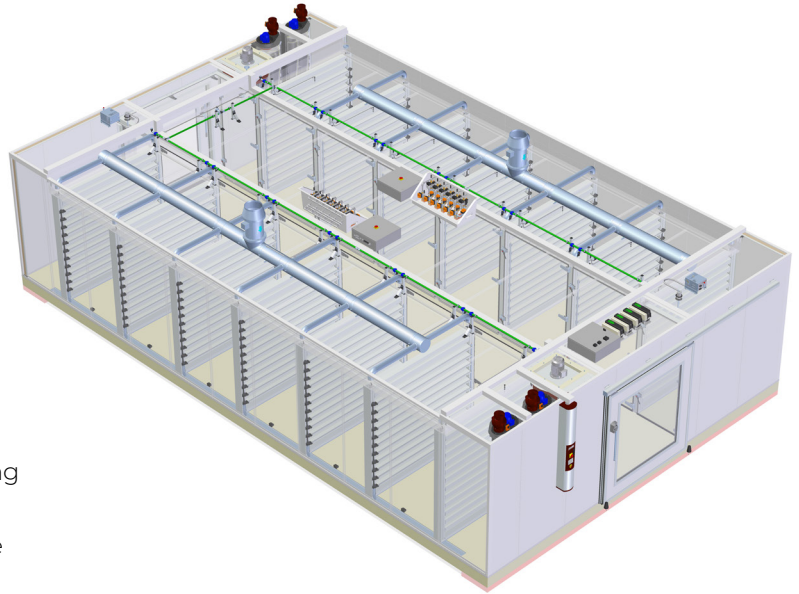




Preserving energy during chick processing

The way the HatchCare Tray and HatchCare Basket fit together functions as a natural separator. This makes the traditional automatic separator, as well as the counting machine, completely redundant. To determine the number of newly hatched chicks in the HatchCare Basket, simply count the number of unhatched eggs left on the HatchCare Tray.

When chicks do not have to be handled or put through automated machines in the processing area, it further reduces the stress effects – and associated energy loss – that chicks experience in traditional systems. In turn, this valuable energy will be available to fuel better growth and development in the poultry house.




Care all the way through storage and transport

Chicks never have to leave the HatchCare Basket – with its integrated feeding troughs – from the moment of hatching to their arrival in the poultry house. This means it is possible to continue offering them feed during storage and transport as well. Like no other system, HatchCare delivers what chicks need for optimal growth and development from beginning to end.

In HatchCare, chicks are hatched under optimal and uniform temperature conditions, resulting in high hatching ratios and chick quality. This new system is also truly revolutionary, in that it supplies the early hatched chicks with the basic necessities of life – feed, fresh water, light and fresh air – along with improved living conditions, from hatch to the poultry house. Taken together, these features not only result in a system that delivers higher hatchability rates and stronger, healthier chicks, it is also a significant step forward to more animal-friendly poultry production.

Specifications

Capacity (1)	84.480 eggs (+24h)
Capacity (2)	95.040 eggs
Dimensions	11920 x 7370 x 2700 mm
Capacity HatchCare Tray	90 eggs
Number of HatchCare Dollies	48
Number of HatchCare Trays	1056
Number of HatchCare Baskets	1056
Dimensions of HatchCare Tray	673 x 580 x 120/51 mm
Dimensions of HatchCare Basket	673 x 580 x 164/119 mm
Frequency Regulator	Included
HatchTech CyClean	Included
Illumination	LED



© Copyright 2019. HatchTech B.V. All rights reserved.

The content of this document, including the collection, arrangement and assembly of text, data, graphics, logos, images and other material are subject to copyright, patent, trademark and other intellectual property rights of HatchTech.

The promotional content of this document is designed for its use as a resource to understand HatchTech and its products and services. Unless otherwise agreed any other use of the promotional content or proprietary content, including the reproduction, modification, distribution, transmission, republication, or display of the content, in whole or in part, of this document is strictly prohibited without the express written permission of HatchTech.

HatchTech makes no warranties or guaranties, express or implied, written or oral, as to the information and content, included in this document. HatchTech reserves the right to make changes to its products and specifications without prior notice.

**HatchTech
Headquarters**

Gildetrom 25
NL-3905 TB
Veenendaal
The Netherlands

E info@hatchtech.com
T +31 (0)318 512511

www.hatchtech.com

